





Name: _____

Instructions: Cut out the numbers. Count the number of people in the group and glue the number in the empty box.



4





9

3

6

Name: _____

Instructions: Cut out the numbers. Count the number of people in the group and glue the number in the empty box.



2





8

5

7

Name: _____

Instructions: Cut out the numbers. Count the number of people in the group and glue the number in the empty box.



1





10

3

4

Name: _____

Instructions: Cut out the numbers. Count the number of people in the group and glue the number in the empty box.



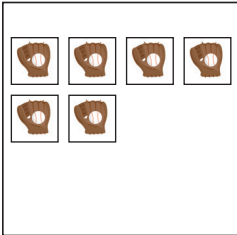
6

8

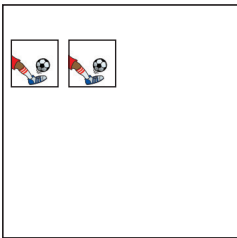
2

1

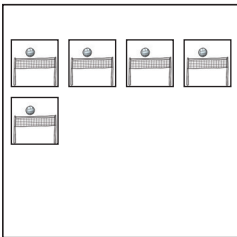
Name: _____

Instructions: Count the number of sports images and draw a line to the matching number.

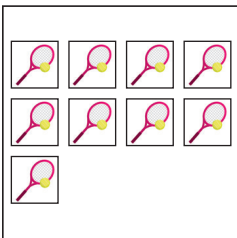
6



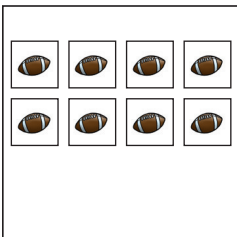
2



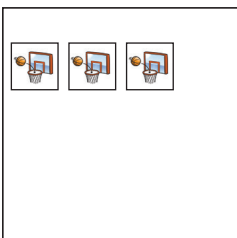
5



9

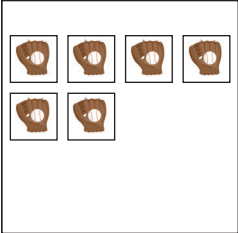


8

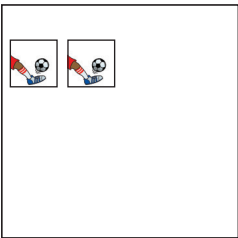


3

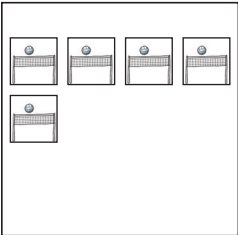
Name: _____

Instructions: Count the number of sports images and draw a line to the matching number.

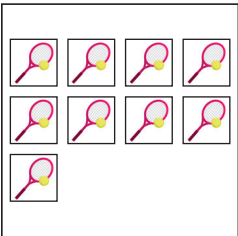
6



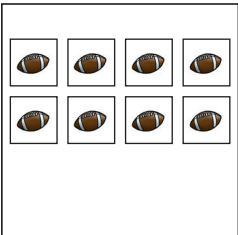
2



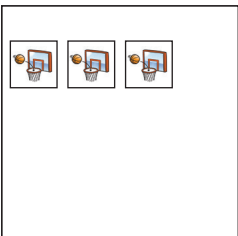
5



9

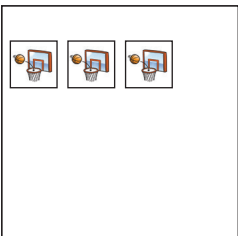
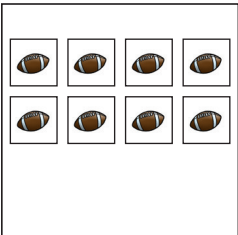
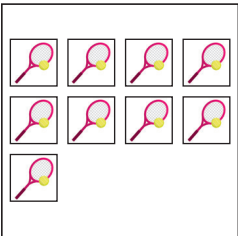
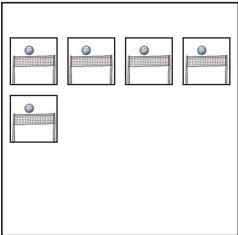
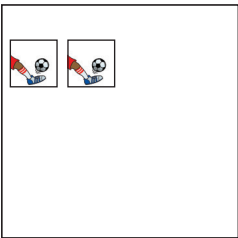
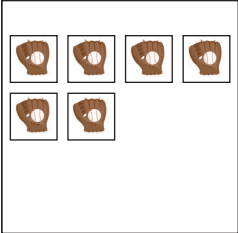


8



3

Name: _____

Instructions: Count the number of sports images and draw a line to the matching number.

6

2

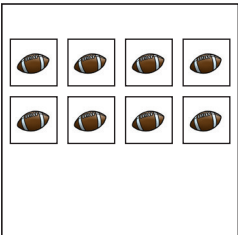
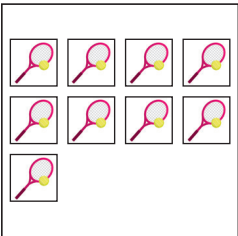
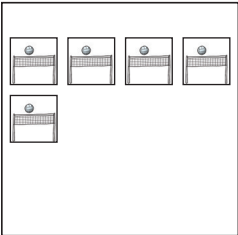
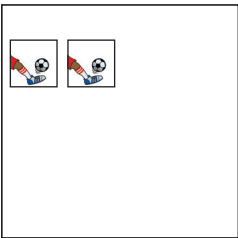
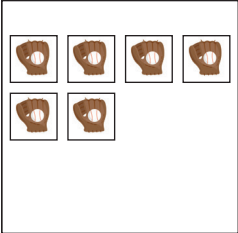
5

9

8

3

Name: _____

Instructions: Count the number of sports images and draw a line to the matching number.

6

2

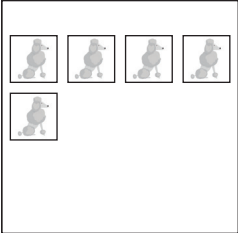
5

9

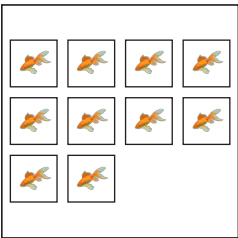
8

3


Name: _____

Instructions: Count the number of animals and draw a line to the matching number.

5



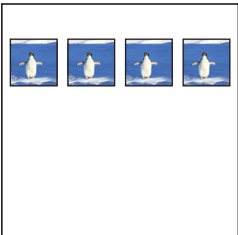
10



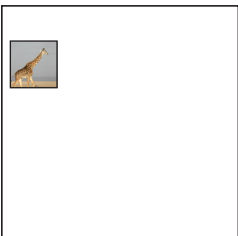
2



7

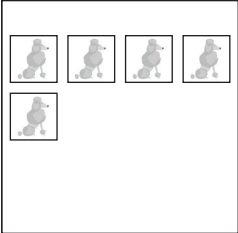


4

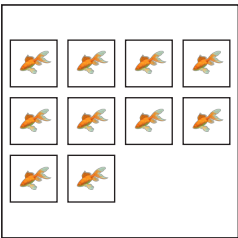


1


Name: _____

Instructions: Count the number of animals and draw a line to the matching number.

5



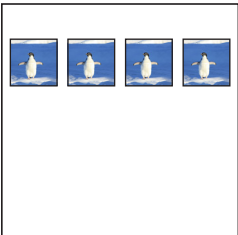
10



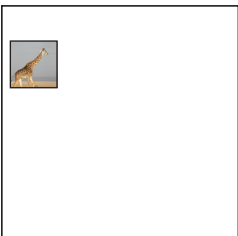
2



7

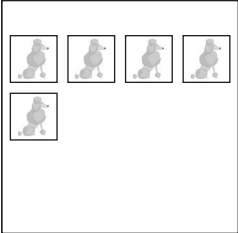


4

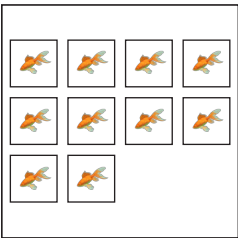


1


Name: _____

Instructions: Count the number of animals and draw a line to the matching number.

5



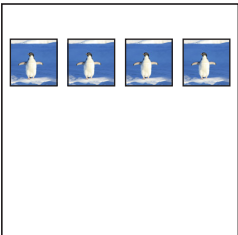
10



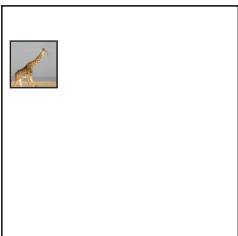
2



7

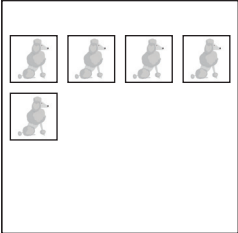


4

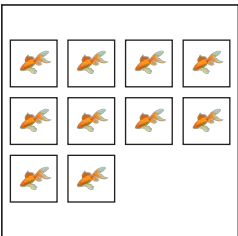


1


Name: _____

Instructions: Count the number of animals and draw a line to the matching number.

5




10




2



7



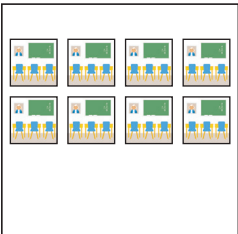
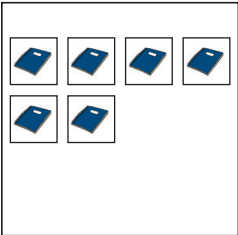
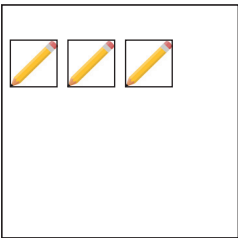

4



1

Name: _____

Instructions: Count the number of school items and draw a line to the matching number.



6

2


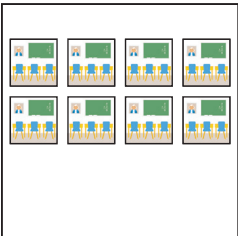
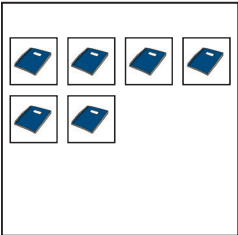
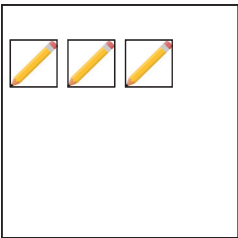

5

9

8

3

Name: _____

Instructions: Count the number of school items and draw a line to the matching number.

6

2

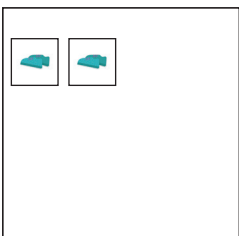
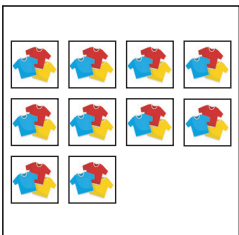
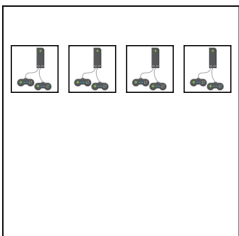
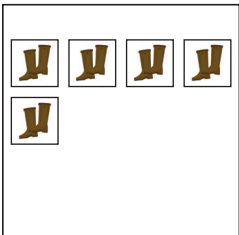
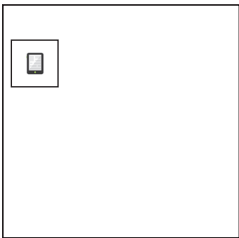
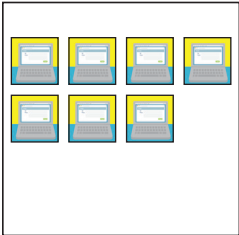
5

9

8

3

Name: _____

Instructions: Count the number of shopping items and draw a line to the matching number.

5

10

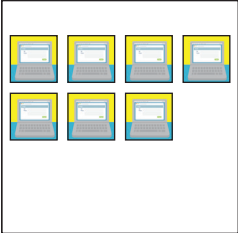
2

7

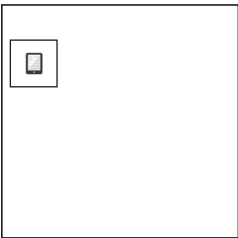
4

1

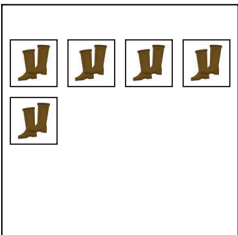
Name: _____

Instructions: Count the number of shopping items and draw a line to the matching number.

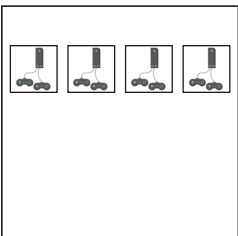
5



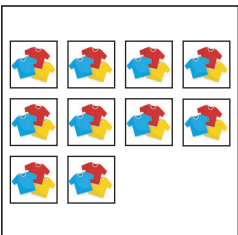
10



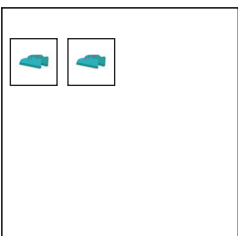
2



7



4



1

Name: _____


Instructions: Count the number of people in the group and circle the correct number.



6

8


5



4

7


9



2

3

6




7

6

2


Name: _____

Instructions: Count the number of people in the group and circle the correct number.

2

1

4



5

8


9



10

5

8



4

5

3

Name: _____


Instructions: Count the number of people in the group and circle the correct number.



2

5

7



3

2


9



9

5

8




4

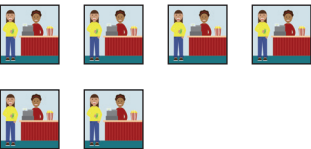
5


7

Name: _____

Instructions: Cut out the numbers. Count the number of work images and glue the number in the empty box.

	
---	--

	
--	--

	
---	--

	
---	--



4


9


3


6

Name: _____

Instructions: Cut out the numbers. Count the number of animals and glue the number in the empty box.

	
---	--

	
--	--

	
---	--

	
---	--



2


8


5


7


Name: _____

Instructions: Cut out the numbers. Count the number of emotions and glue the number in the empty box.

	
---	--

	
---	--

	
---	--

	
---	--



1

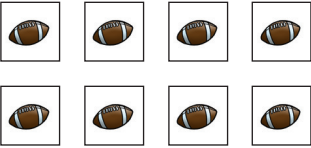
10

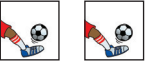
3


4


Name: _____

Instructions: Cut out the numbers. Count the number of sports images and glue the number in the empty box.

	
---	--

	
---	--

	
---	--

	
---	--



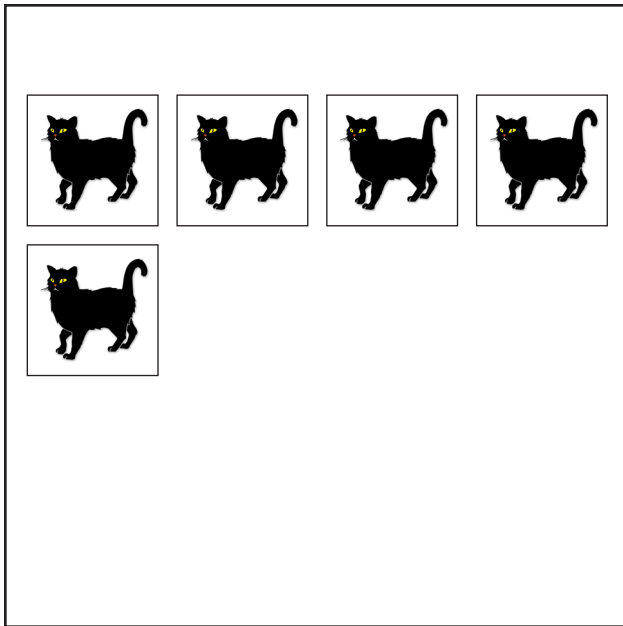
6

8

2

1

Name: _____

Instructions: Count the number of animals and circle the correct number.

6

8


5



4

7


9



2

3

6



7

6

2

Name: _____

Instructions: Count the number of sports images and circle the correct number.



2

1

4



5

8

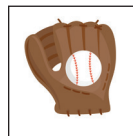
9



10

5

8




4

5

3

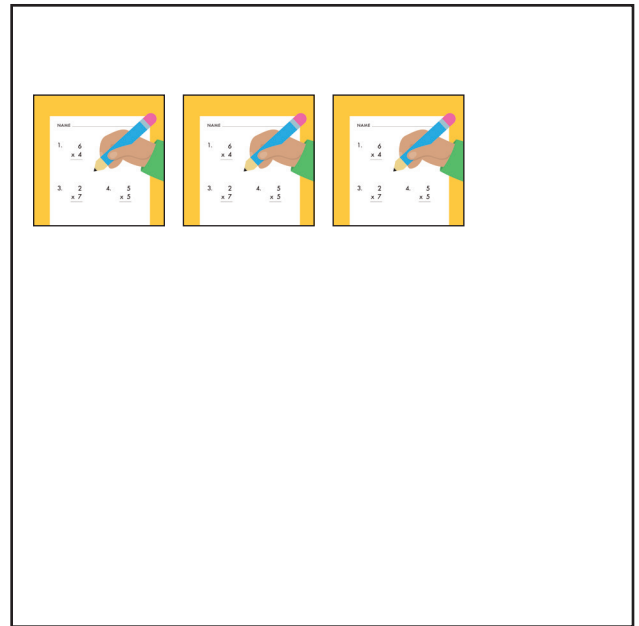
Name: _____

Instructions: Count the number of school items and circle the correct number.

2

6

7



3

2

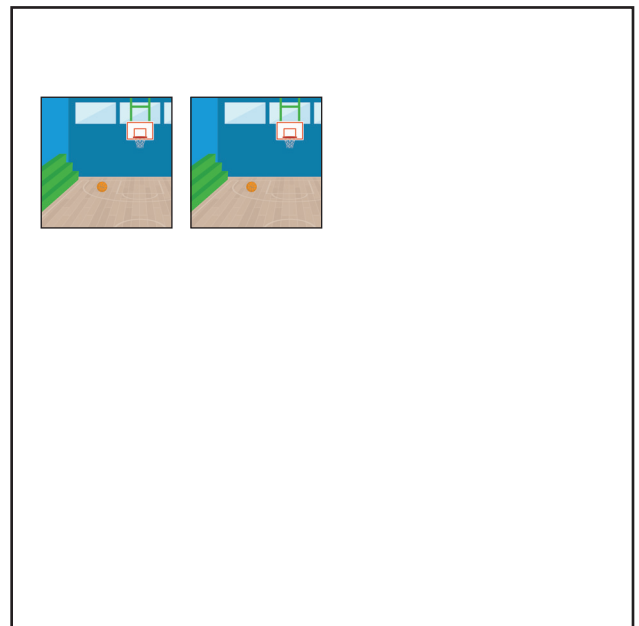
9



9

5

10

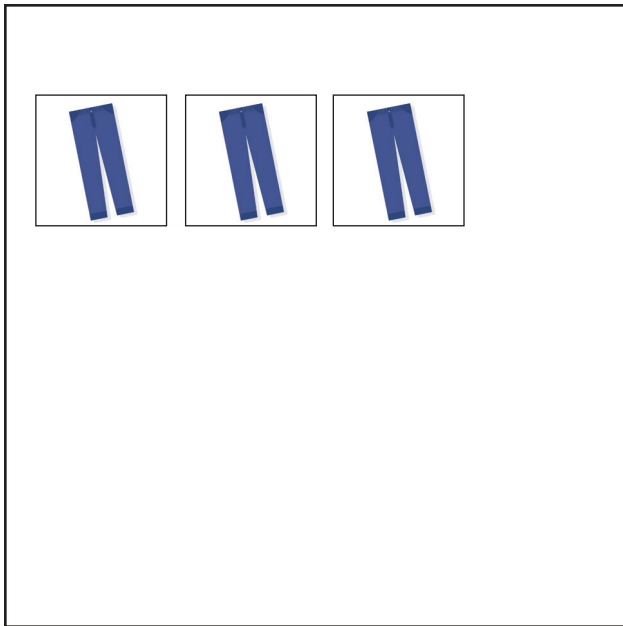


2

5

7


Name: _____

Instructions: Count the number of shopping items and circle the correct number.

3

1

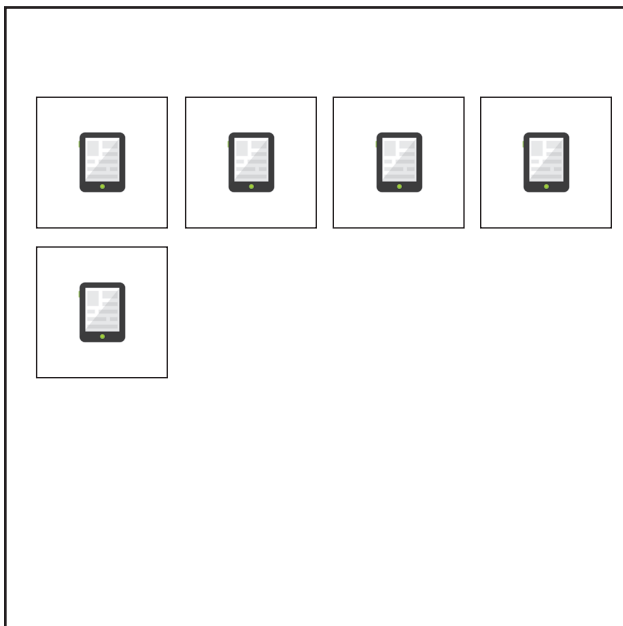
6



8

9


4



5

8

2




1


8

6

Name: _____

Instructions: Count the number of people in the group and draw a line to the matching number.

2




6




9



8




3




5

Name: _____

Instructions: Count the number of people in the group and draw a line to the matching number.

2




6




9



8




3




5

Name: _____

Instructions: Count the number of people in the group and draw a line to the matching number.

2




6




9



8




3




5

Name: _____

Instructions: Count the number of people in the group and draw a line to the matching number.



2




6




9



8




3



5


Name: _____

Instructions: Count the number of people in the group and draw a line to the matching number.


1



7




3



4




10



6


Name: _____

Instructions: Count the number of people in the group and draw a line to the matching number.


1



7




3



4




10



6


Name: _____

Instructions: Count the number of people in the group and draw a line to the matching number.


1



7




3



4




10



6

Name: _____


Instructions: Count the number of people in the group and draw a line to the matching number.




1



7




3



4







10



6

Name: _____

Instructions: Count the number of people in the group and draw a line to the matching number.



8

9

3





2

5

6

Name: _____

Instructions: Count the number of people in the group and draw a line to the matching number.



8

9

3





2

5

6

Name: _____

Instructions: Count the number of people in the group and draw a line to the matching number.



4

6

10


1

3

7

Name: _____


Instructions: Count the number of people in the group and draw a line to the matching number.




4



6




10



1



3



7