



Fun With Friends

Circle: Activity - Hey, Me Too!

Objective:

This activity reinforces gross motor and listening skills as students follow verbal instructions.

Materials:

- Sequence strip or sequence panels (provided)
 - Preference cards (provided)
 - Yes/No paddle images (provided)
 - Wooden craft sticks (2 per student)
 - Scissors
 - Tape or glue
 - Bowl
-

Preparation:

1. Print, laminate, and cut out:
 - a. Sequence strip or sequence panels
 - b. Preference cards (1 set for the whole class)
 - c. Yes/No paddle images (1 set per student)
 2. Choose to prepare the traditional-sized sequence strip, or use the large sequence panels to create a larger sequence strip by arranging the images in order, taping them together, and laminating. These large panels can also be used as key ring visuals by cutting out and laminating the individual images.
 3. Create a set of Yes/No paddles for each student by gluing the Yes image to one wooden craft stick and the No image to another wooden craft stick.
 4. Place the preference cards in a bowl.
 5. Have the sequence strip or sequence panels on hand, and refer to them throughout the activity to guide students.
-

Instructions:

1. Distribute a set of Yes/No paddles to each student.
2. Explain the activity using the sequence strip.
3. Pull a preference card from the bowl, model raising the Yes paddle or No paddle to respond to the prompt on the card, and then ask students to respond using their paddles.
4. Repeat Step 3 until all cards have been drawn.



Fun With Friends

Circle: Activity - Hey, Me Too!

Suggestions for Differentiation:

Level 1:

- If needed, model requesting help, and encourage the student to imitate using their mode of communication.





Level 2:

- Explain the activity using one-step directions, and teach the student to reference the sequence strip when needed.
- Have students describe what they like about a particular preference using phrases and their mode of communication.
- Ask students to count the number of Yes paddles or No paddles.

Level 3:

- Explain the activity using multi-step directions.
- Ask students to count the number of students raising the Yes/No paddles and compare quantities (i.e. more or less).
- Have students describe what they like about a particular preference using complete sentences and their mode of communication.




<p>Listen to the teacher's words</p> 	<p>If you hear something about you, raise your Yes paddle</p> 	<p>If you hear something that is not about you, raise your No paddle</p> 	<p>Put your paddle down</p> 
---	--	--	--

Fun With Friends - Circle: Activity - Hey, Me Too!


© STAR Autism Support 2021. Themes First!



Listen to the teacher's words



If you hear something about you, raise your Yes paddle



If you hear something that is not about you, raise your No paddle



Put your paddle down







I like to go to the park with my friends




My favorite color is yellow



I like to watch movies with my friends



I like to share snacks with friends





I like to ride bikes with my friends



I like to race with my friends



I like to ice-skate



I like to shoot hoops with my friends





I prefer to be in a big group of friends



I prefer to be in a small group of friends



I like being on a team



I like to tell jokes to my friends





I like to swing with my friends




I like to make art



My favorite subject is science



I have a favorite song





Yes



No

