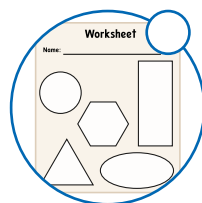


Art: Popsicle Stick Construction

3 materials

 Draw a checkmark beside each of the materials that you gather for the project.



**Construction
picture**



Popsicle sticks




Glue


Art: Popsicle Stick Construction

Step-by-Step Guide


1 Choose a construction picture.



2 Match the Popsicle sticks on top of the construction picture.



3 Glue the Popsicle sticks to the paper. Let it dry.



4 Choose another construction picture and glue the Popsicle sticks to the paper.

