



# Winter Bonus Unit

## Circle: Songbook – I Built a Snowman

### Objective:

In this activity, students utilize memory, listening, and social skills in a series of “call and returns” with the teacher that allows them to learn and sing a new song in a collaborative manner.

---

### Materials:

- Songbook pages (provided)
  - Ring for binding purposes (1)
- 

**Duration:** 30 minutes

---

### Preparation:

1. Print songbook pages (provided):
    - a. Print one per student or;
    - b. Print one for the class and choose a student leader to hold the songbook.
  2. Cut along the dotted lines.
  3. Laminate and assemble pages.
  4. Hole punch the top left corner.
  5. To bind book, place a ring through newly-punched hole.
  6. Display the completed songbook so that all students can access and reference it.
  7. Familiarize yourself with the melody of the song (“On Top of Spaghetti”) and make it available to students (see step 2 below).
- 



Song Icon for  
Choice Board



## Winter Bonus Unit

### Circle: Songbook – I Built a Snowman

#### Activity Script:

*We recommend using the following verbal cues as you model each step.*


1. **“For this activity, we’re going to take turns learning a new song.”**  
[Indicate the songbook and choose a student leader to hold the songbook.]
2. **“Do you know this song?”**  
[Play or hum “On Top of Spaghetti.” Encourage students to join in.]
3. **“Now that we recognize the music to the song, let’s sing new words to it!”**  
[Draw attention to the songbook and ensure each student can refer to it.]
4. **“Listen to my words first.”**  
[Sing 1-5 lines, depending on learners’ level.]
5. **“Now you try. Using your voice, echo the words you hear me sing.”**  
[Call and return each verse several times.]
6. **“Let’s try singing all at once now.”**  
[Assist students by pointing at each word in the songbook as you sing it aloud.]



I Built a Snowman




I built a snowman  
All covered with snow.  
He's made with three snowballs:  
Just look and you'll know.




I put on some buttons.  
I need only two.  
They will be his eyes:  
I'm glad they are blue.

2




I added a carrot,  
So he had a nose.  
It will still be there  
If it gets windy and blows.

3




He now needs a smile.  
I'll make it with coal.  
I'll use little pieces:  
They first need a hole.

4




I gave him a bright scarf  
To help keep him warm.  
I wasn't quite sure  
If there'd be a storm.

5



What does he need next?  
Two arms made of sticks.  
I counted his fingers:  
I think he has six.

6



The last thing's the top hat  
To put on his head.  
"This is your father's,"  
My mother said.

7



I finished my snowman.  
I'm as proud as can be.  
Take a good look at him:  
He's as happy as me.