



What's out There?

Centers/Independent Work: Reading – Space Vocabulary 2

Level 3
Worksheet 3.4

Objective:

This activity supports individual learning outcomes as students complete tasks at their own levels, reinforcing symbol recognition, matching, reading/listening comprehension, and fine motor skills.

Materials:

- Space vocabulary 2 worksheets (provided)
 - Pencils or markers
 - Scissors
 - Glue
-

Instructions:

1. Print the space vocabulary 2 worksheets (1 set per student).
 2. Provide students with:
 - a. Worksheets
 - b. Pencils or markers
 - c. Scissors
 - d. Glue
 3. Students should:
 - a. Trace each vocabulary word, say the word out loud, and then find the matching image.
 - b. Cut out the space images and glue them next to the correct words.
-

TEACHING IDEAS FOR CENTERS

- For each vocabulary worksheet, ask the students questions about the functions or qualities of each image on the sheet.

TEACHING IDEAS FOR INDEPENDENT WORK

- When working through this lesson, use a structured work system to encourage independence. Ideas for structured work systems can be found in Routine Essentials: Independent Work Systems.
- **Please note:** All tasks presented during independent work should be tasks the student can complete without additional prompting.

SUPPORT THIS LESSON BY TEACHING STAR PROGRAM LESSONS

- Level 3 Pre-academic Concepts, Lesson 12: Sight Word Reading
- Level 3 Pre-academic Concepts, Lesson 14: Tracing and Copying Words

Name: _____

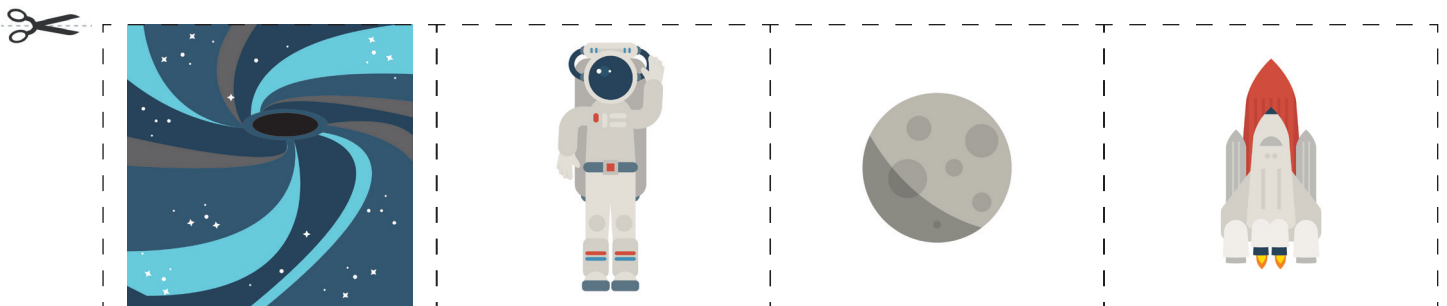
1. Trace the word.
2. Read the word.
3. Find the matching picture.
4. Glue the picture next to the word.

	astronaut
--	-----------

	rocket
--	--------

	black hole
--	------------

	moon
--	------



Name: _____

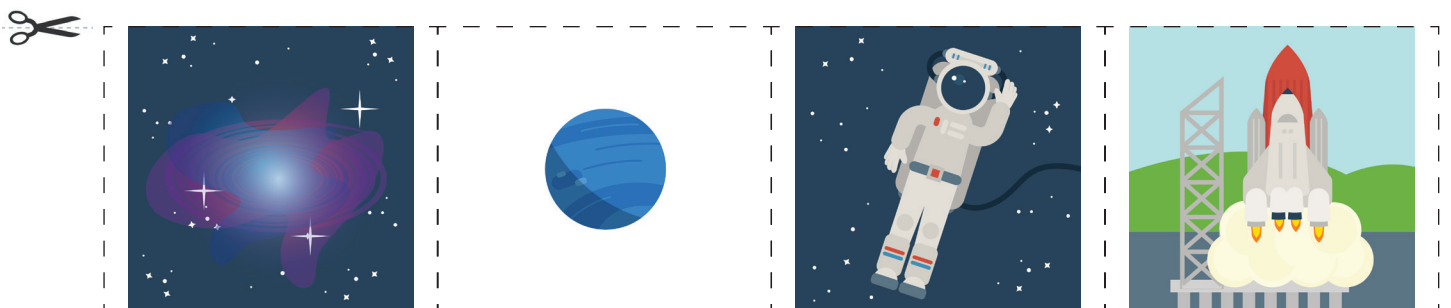
- 1. Trace the word.
- 2. Read the word.
- 3. Find the matching picture.
- 4. Glue the picture next to the word.

	planet
--	--------

	launch
--	--------

	float
--	-------

	Milky Way
--	-----------



Name: _____

- 1. Trace the word.
- 2. Read the word.

- 3. Find the matching picture.
- 4. Glue the picture next to the word.

sky

Earth

space ship

helmet



Name: _____

- 1. Trace the word.
- 2. Read the word.

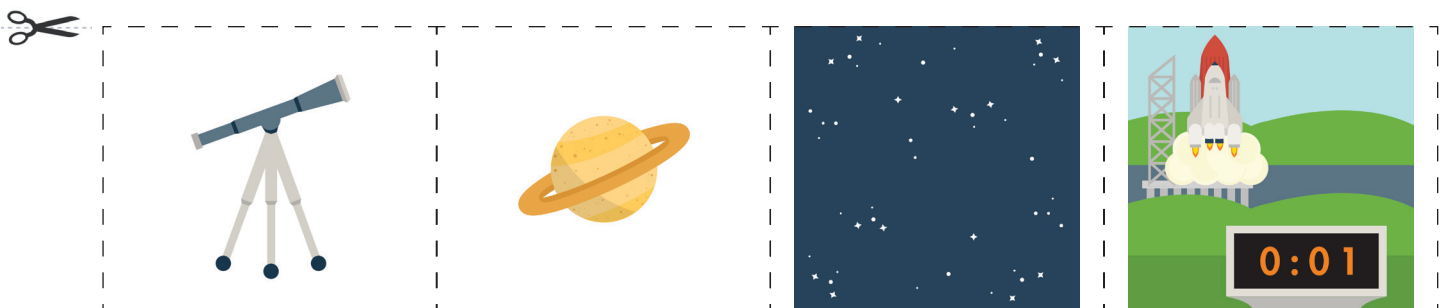
- 3. Find the matching picture.
- 4. Glue the picture next to the word.

	countdown
--	-----------

	stars
--	-------

	Saturn
--	--------

	telescope
--	-----------



Name: _____

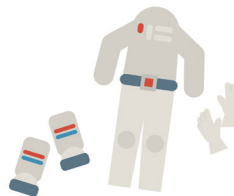
- 1. Trace the word.
- 2. Read the word.
- 3. Find the matching picture.
- 4. Glue the picture next to the word.

sun

spacesuit

solar system

constellation



Name: _____

- 1. Trace the word.
- 2. Read the word.

- 3. Find the matching picture.
- 4. Glue the picture next to the word.

	comet
--	-------

	satellite
--	-----------

	Mars
--	------

	eclipse
--	---------

